



Website: www.k-l-o.com

Email: klo@k-l-o.com

Phone: (250) 763-1091

Fax: (250) 763-1080

Farm Tour

Resource Package for Teachers

Grades K-3



Kelowna Land and Orchard Co. Farm Tour

Teacher Resource Package

The information in this resource package is designed to help classroom teachers connect the tour of our farm with student activities in the classroom. Here you will find learning outcomes and student activity pages. The prescribed learning outcomes included here are from the B.C. Ministry of Education and can be found, along with other general planning information, at the Ministry website (www.bced.gov.bc.ca).

Contents:

- Learning Outcomes related to Healthy Living, Science, and Social Studies for Kindergarten to Grade 3
- Graphic Organizers/Classroom Activities related to the farm visit

LEARNING OUTCOMES

HEALTHY LIVING Grades K-1

It is expected that students will:

- identify foods and activities that contribute to good health

- demonstrate an awareness of the influence of family on their attitudes and values regarding healthy living

SCIENCE

Applications - Grades K-1

- conduct simple tests and describe observations

- formulate questions to guide observation and investigations

- identify patterns and groupings to draw conclusions from information

- communicate scientific observations to peers, teachers, and family

- describe the ways people in the community use science

- describe the ways people in the community use science

HEALTHY LIVING Grades 2-3

- describe activities that support their health

- explain why they need a variety of foods

- describe the influence of family and peers on their attitudes and values regarding healthy living

Applications - Grades 2-3

- conduct simple tests and describe observations

- suggest possible improvements to investigations

- formulate questions to guide observation and investigations

- use a variety of measuring instruments to gather accurate information

- identify patterns and groupings to draw conclusions from information

- communicate scientific observations to peers, teachers, and family

- describe the ways people in the community use science

Life Science: Plant and Animal Characteristics Grades K-1

- describe the characteristics of a variety of plants
- describe the diversity of plants within the home and school environment
- collaborate with others in the care of a plant or animal
- describe the appearance and behaviour of a variety of animals
- determine the requirements of healthy plants and healthy animals
- identify similarities and differences among animal species

Life Science: Plant and Animal Life Cycles Grades K-1

- identify the stages in the life cycle of a plant and of a pet or other animal
- demonstrate how plants and other organic material can be recycled back into the environment
- compare the life cycle of an animal hatched from an egg with one born from the mother

Life Science: Plants in the Environment Grades 2-3

- demonstrate a knowledge of how plants take in water, nutrients, and light
- compare and contrast different types of plant life cycles
- describe structures that enable different plants to survive in different environments
- compare and contrast plant fossils with living organisms
- suggest reasons for the endangerment or extinction of plant species

Life Science: Animals in the Environment Grades 2-3

- compare and contrast different types of animal life cycles
- compare and contrast plant and animal life cycles
- describe structures that enable animals to survive in different environments
- demonstrate a knowledge of what animals need to survive
- explain how animals interact with one another

SOCIAL STUDIES

Applications of Social Studies Grades K-1

- collect information from a variety of sources and experiences
- draw simple interpretations from personal experiences, oral sources, and visual representations
- identify strategies to solve problems

Society and Culture Grades K-1

- describe differences between individual needs and wants
- describe some of the purposes of families
- describe how families can be similar and different
- identify some characteristics of their community

Economy and Technology Grades K-1

- demonstrate understanding of money as a means of exchange
- identify different occupations in their community
- describe the role of technology in their lives

Applications of Social Studies Grades 2-3

- collect information from a variety of sources and experiences
- draw simple interpretations from personal experiences, oral sources, and visual and written representations
- identify an issue and provide several reasons to support a position

Society and Culture Grades 2-3

- describe ways members of a community meet one another's needs
- identify changes in the school and community throughout the year
- describe the historical development of various B.C. communities
- demonstrate awareness of British Columbia's and Canada's diverse heritage

Economy and Technology Grades 2-3

- describe the historical development of various BC communities
- demonstrate awareness of British Columbia's and Canada's diverse heritage

Environment Grades K-1

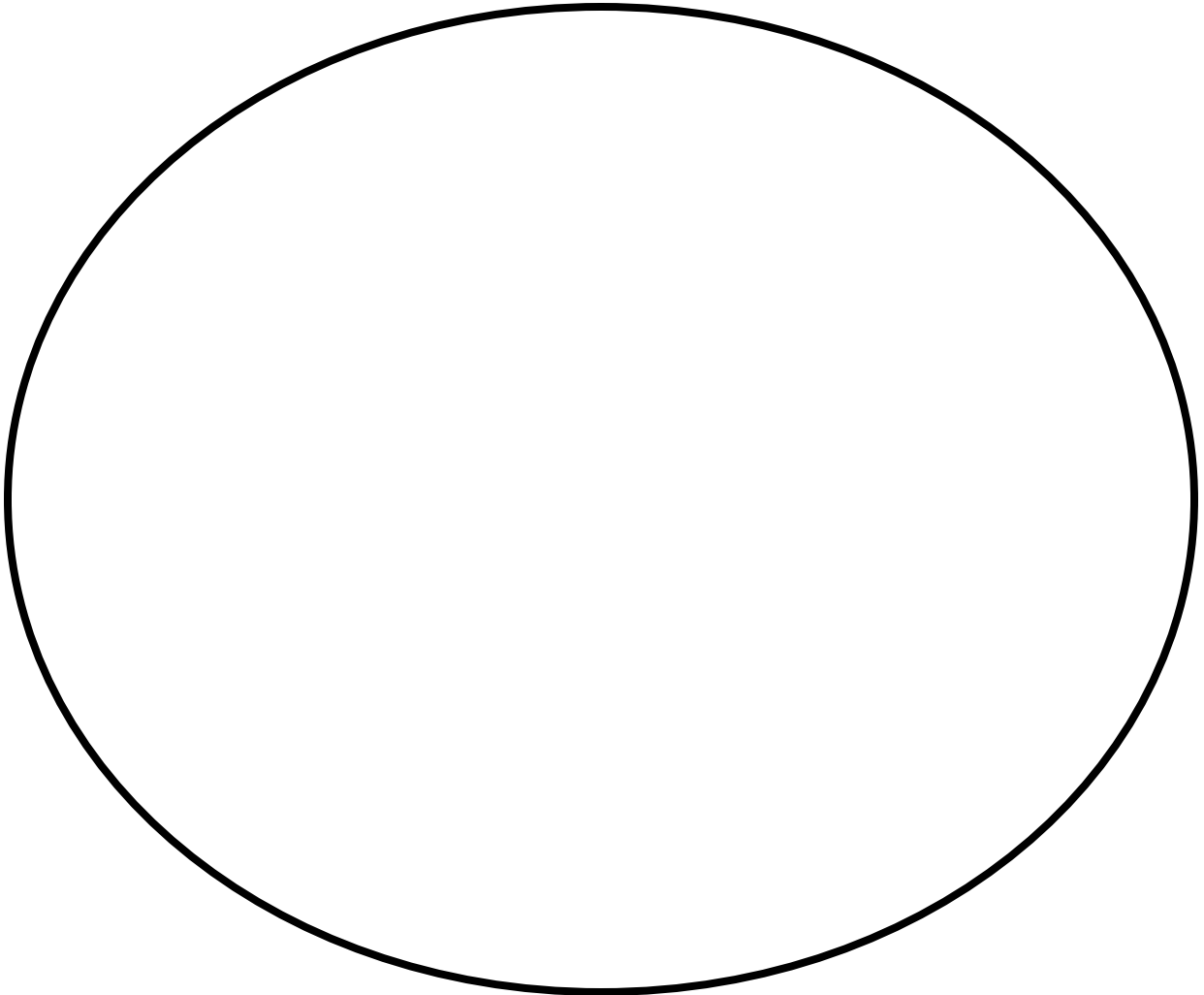
- use picture maps to identify home and school within the community
- demonstrate awareness of natural and human-built environments
- describe how they interact with different environments
- practise responsible behaviour in caring for their immediate environment

Environment Grades 2-3

- use picture maps to identify home and school within the community
- demonstrate awareness of natural and human-built environments
- describe how they interact with different environments
- practise responsible behaviour in caring for their immediate environment

Name _____ Date _____


Here is a picture of an animal I saw at the farm:



Name _____ Date _____

Here is a picture of an apple tree I saw in the:

(circle one) Spring Fall Winter Summer




*Draw and label the parts of the tree:

roots	trunk	branches	leaves
blossoms (or) fruit			

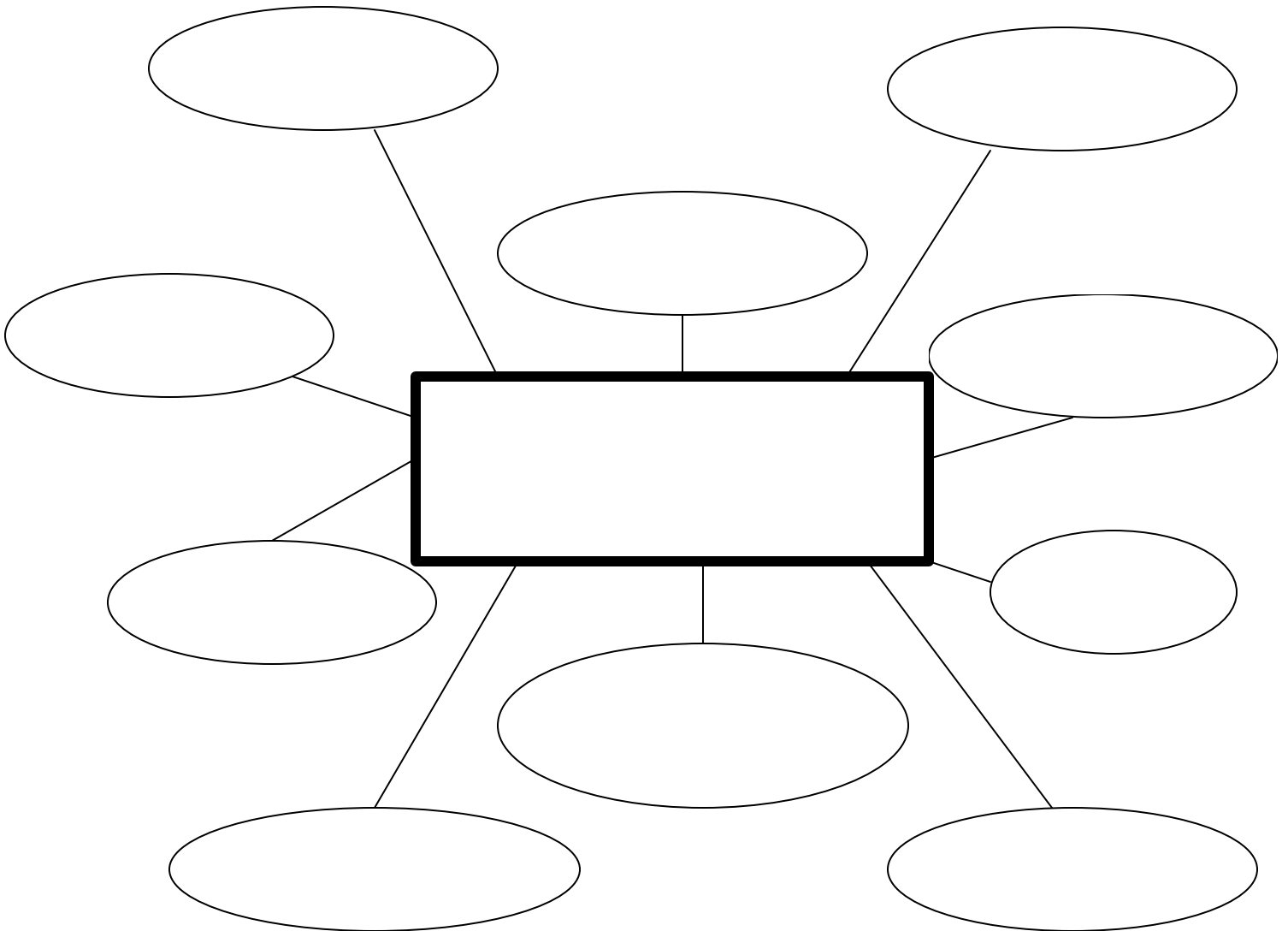
Name _____ Date _____

Many delicious foods are made from apples. Draw a picture of your favorite in the box below.



Name _____ Date _____

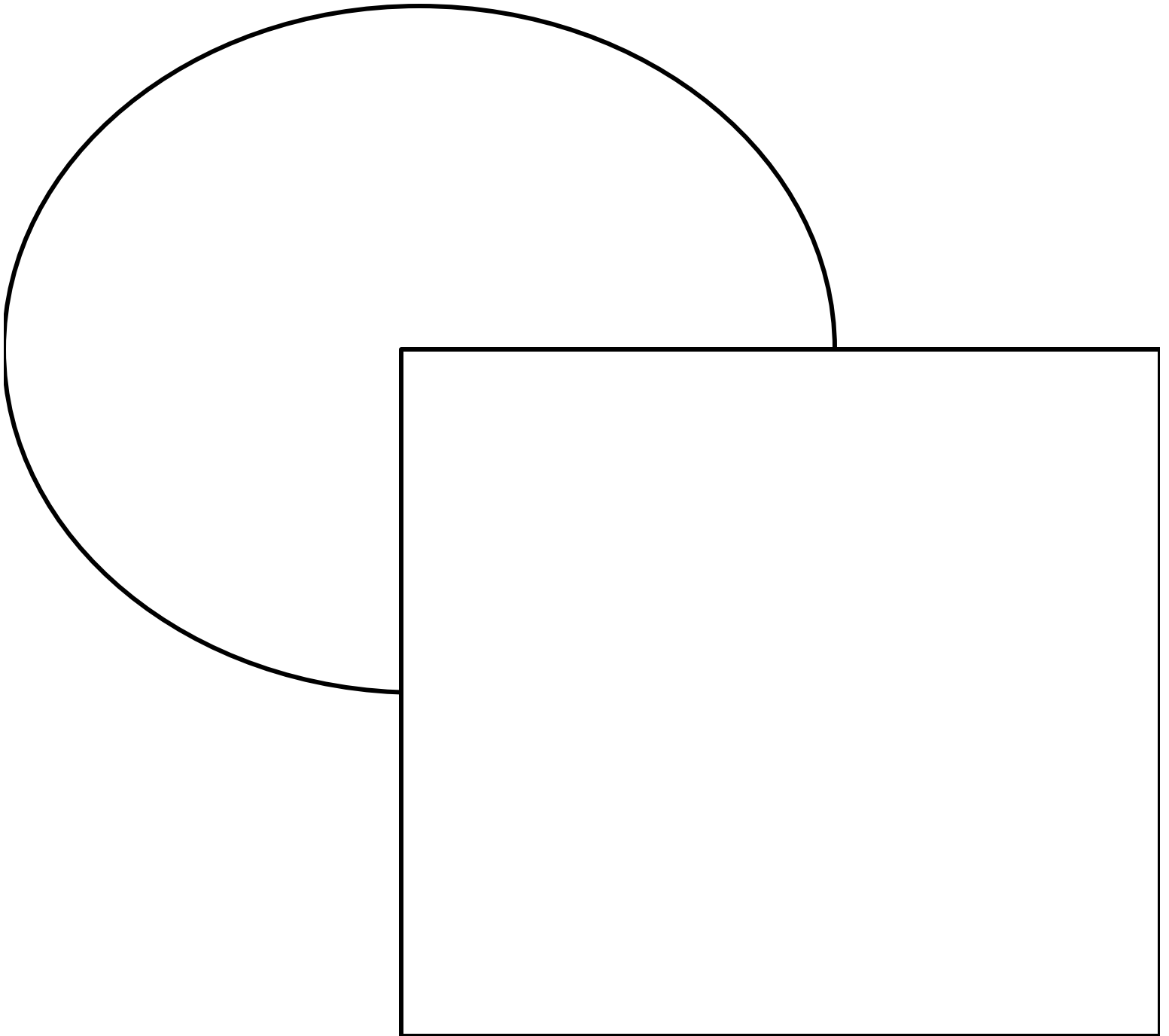
Many people work together in the orchard. Each job is very important to grow healthy trees and to collect the fruit in the fall. See how many jobs you can write in the web below.



Name _____

Date _____

Fruit trees have similarities and differences to other other plants and trees. Use the Venn diagram to compare and contrast a fruit tree with another plant or tree.



Name _____

Date _____

c	v	x	a	c	b	m	j	l	t	r	e	s	d	r	r
t	c	b	v	h	j	u	i	o	o	y	h	o	k	k	o
e	r	r	x	z	b	w	e	r	t	t	a	c	n	l	o
r	t	a	q	a	a	p	p	l	e	p	r	v	b	p	t
u	y	n	c	l	g	j	h	n	v	b	v	c	x	d	t
i	o	c	p	t	l	f	u	j	i	r	c	v	z	s	e
l	p	h	k	j	o	h	g	f	d	d	s	f	p	u	r
d	o	b	a	r	k	r	s	q	a	s	t	g	i	o	s
r	i	u	y	t	e	r	e	w	d	m	l	h	c	i	u
a	x	c	v	n	b	m	b	n	a	r	k	j	k	c	p
h	s	d	u	f	o	g	a	h	j	k	i	s	x	i	m
c	a	r	z	s	u	i	k	o	p	l	d	n	z	l	t
r	p	r	s	t	y	l	e	a	v	e	s	d	k	e	i
o	p	o	l	l	i	n	a	t	e	x	g	f	k	d	u
e	l	w	q	s	d	h	j	m	n	c	e	a	t	t	r
b	e	e	s	a	f	g	k	l	b	v	h	j	k	o	f

See if you can find these words about the orchard:

apple	tractor	thin
branch	bag	pick
blossom	fuji	harvest
fruit	orchard	bake
leaves	bees	eat
roots	pollinate	drink
bark	prune	delicious